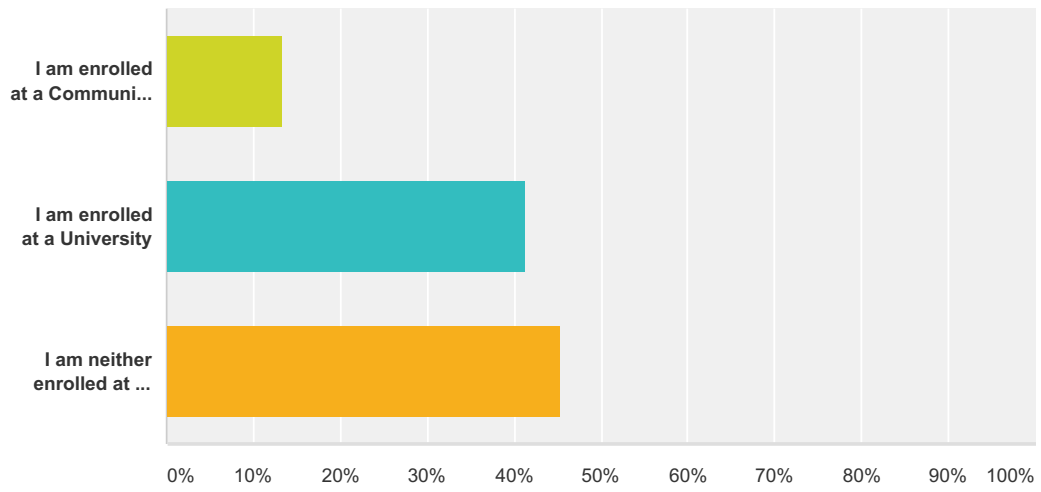


### Q1 What is your CURRENT education status?

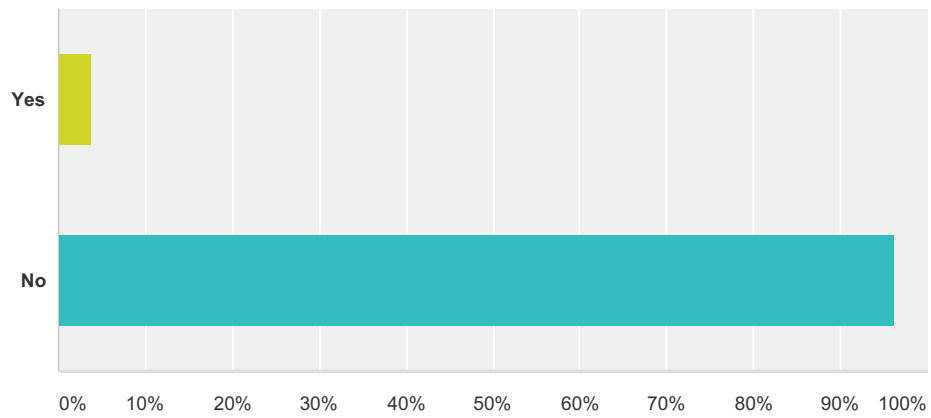
Answered: 150 Skipped: 0



Answer Choices	Responses
I am enrolled at a Community college	13.33% 20
I am enrolled at a University	41.33% 62
I am neither enrolled at a Community College nor a University	45.33% 68
<b>Total</b>	<b>150</b>

## Q2 Are you currently participating in an apprenticeship?

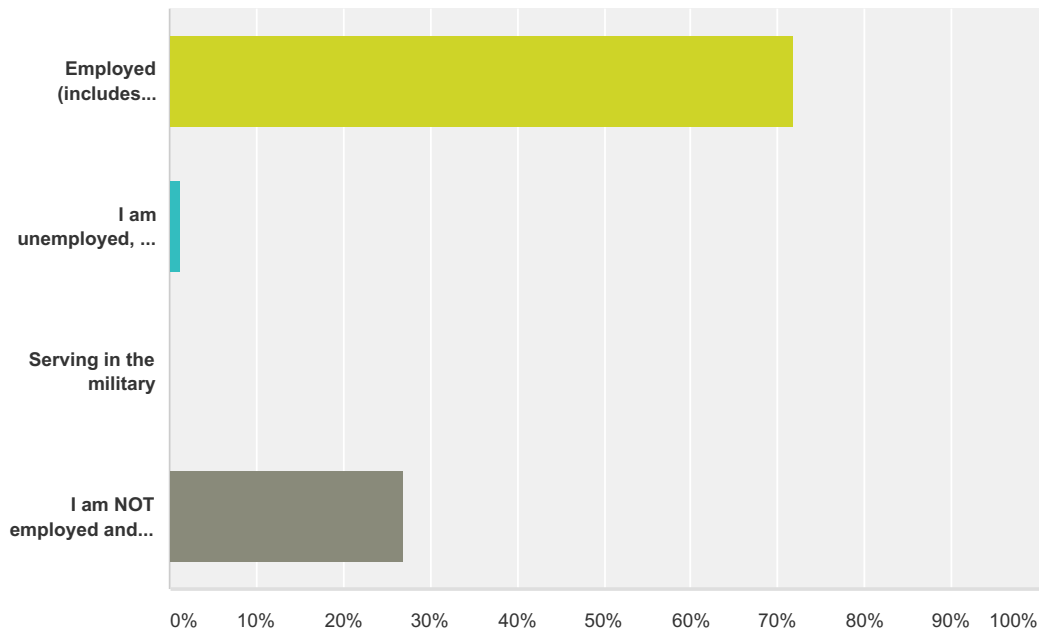
Answered: 133 Skipped: 17



Answer Choices	Responses	
Yes	3.76%	5
No	96.24%	128
<b>Total</b>		<b>133</b>

### Q3 What is your current employment status?

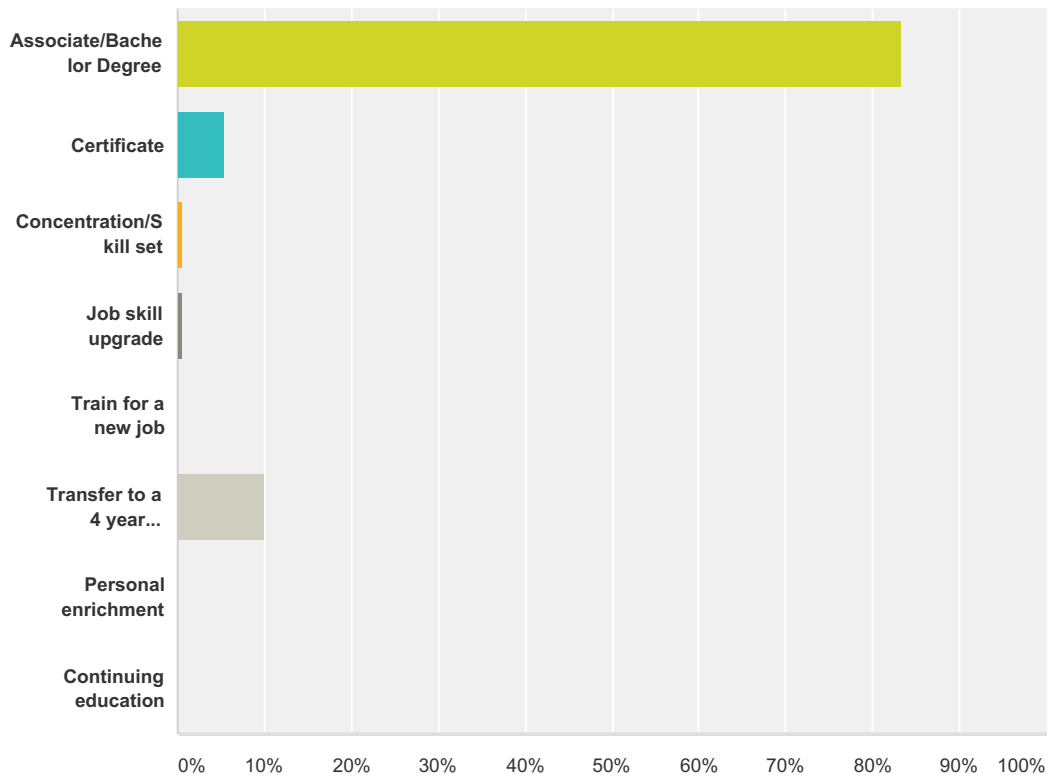
Answered: 149 Skipped: 1



Answer Choices	Responses
Employed (includes self-employment)	71.81% 107
I am unemployed, and I am seeking employment	1.34% 2
Serving in the military	0.00% 0
I am NOT employed and I am NOT seeking employment	26.85% 40
<b>Total</b>	<b>149</b>

### Q4 What was your primary educational goal while attending JC?

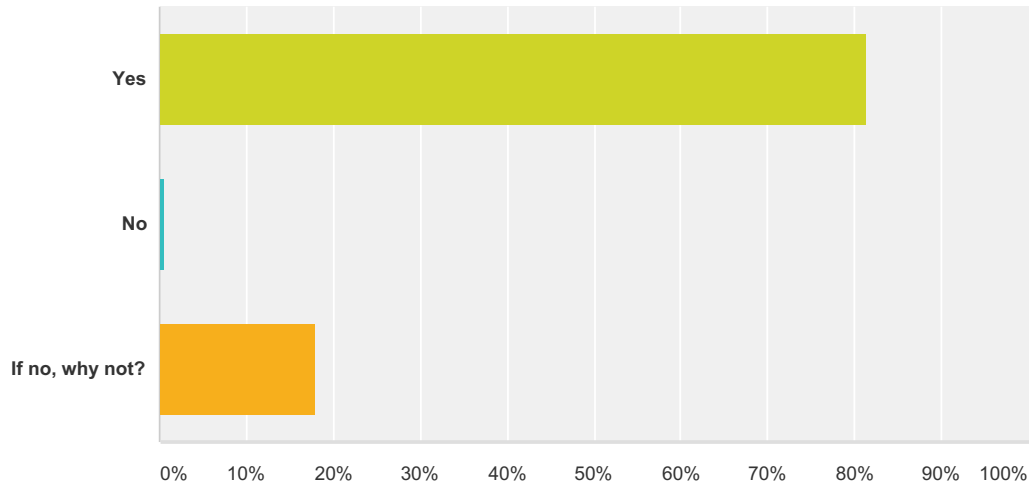
Answered: 149 Skipped: 1



Answer Choices	Responses	
Associate/Bachelor Degree	83.22%	124
Certificate	5.37%	8
Concentration/Skill set	0.67%	1
Job skill upgrade	0.67%	1
Train for a new job	0.00%	0
Transfer to a 4 year institution	10.07%	15
Personal enrichment	0.00%	0
Continuing education	0.00%	0
<b>Total</b>		<b>149</b>

### Q5 Did you achieve your goal?

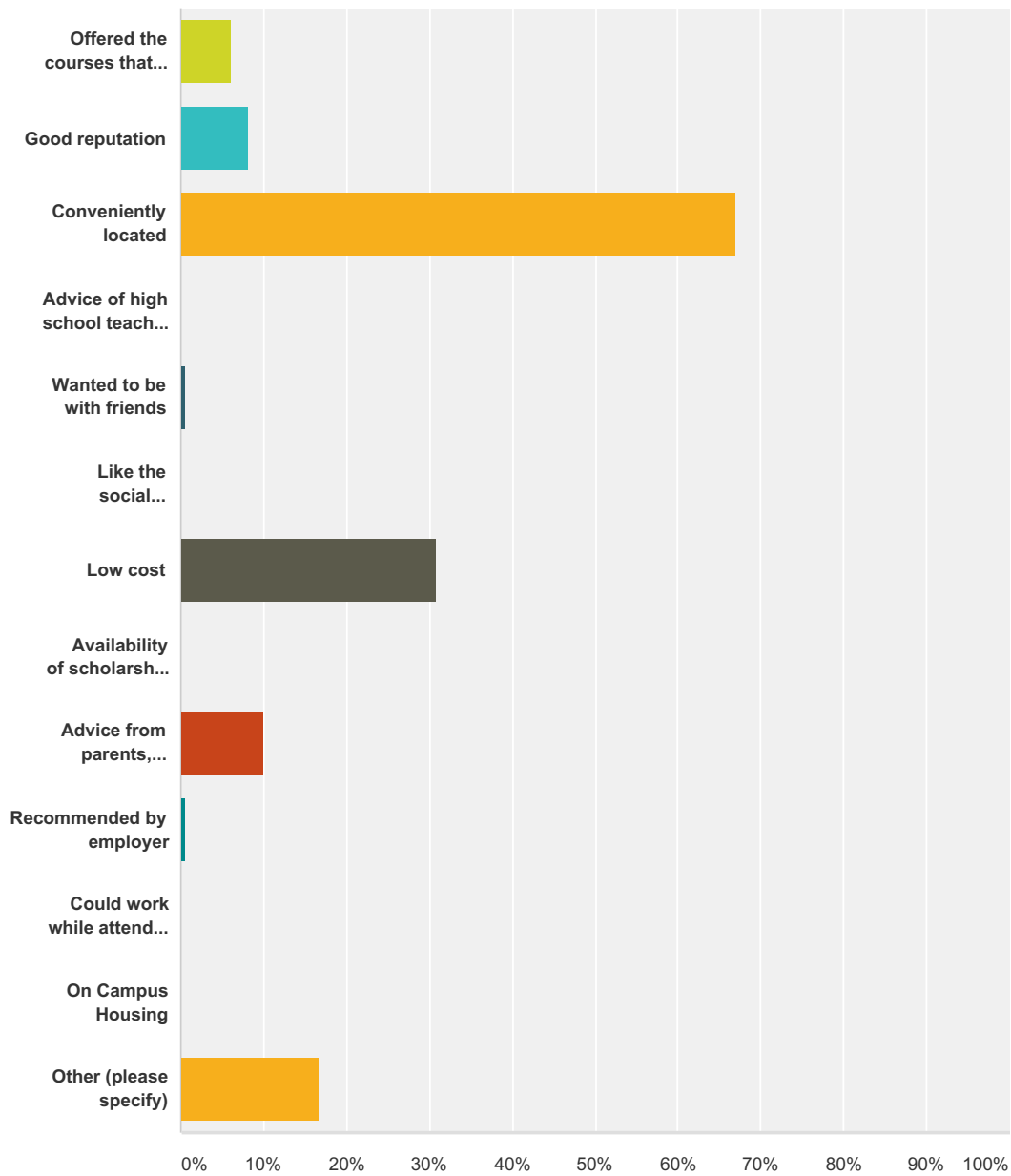
Answered: 150 Skipped: 0



Answer Choices	Responses	Count
Yes	81.33%	122
No	0.67%	1
If no, why not?	18.00%	27
<b>Total</b>		<b>150</b>

### Q6 What influenced your decision to attend JC (Mark all that apply)

Answered: 149 Skipped: 1



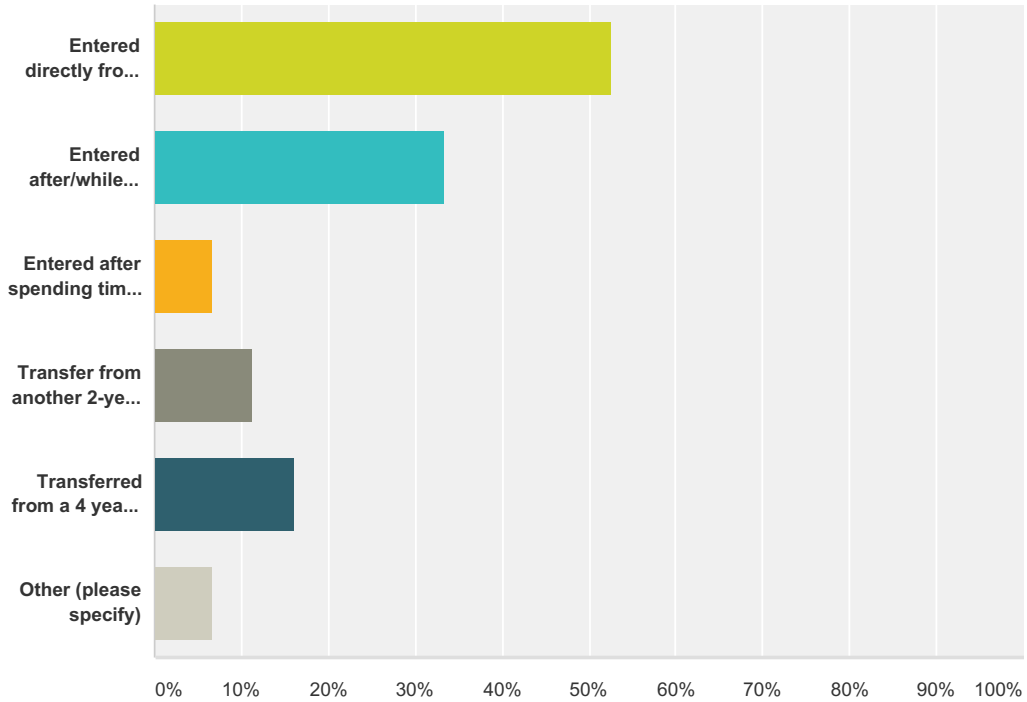
Answer Choices	Responses
Offered the courses that I wanted	6.04% 9
Good reputation	8.05% 12
Conveniently located	67.11% 100
Advice of high school teacher or counselor	0.00% 0
Wanted to be with friends	0.67% 1

## 2015-16 Revised Grad Follow up survey

Like the social atmosphere	0.00%	0
Low cost	30.87%	46
Availability of scholarship or financial aid	0.00%	0
Advice from parents, relatives, or friends	10.07%	15
Recommended by employer	0.67%	1
Could work while attending college	0.00%	0
On Campus Housing	0.00%	0
Other (please specify)	16.78%	25
<b>Total Respondents: 149</b>		

### Q7 When you first enrolled at JC, which of the following was true of you? (Mark all that apply)

Answered: 150 Skipped: 0



Answer Choices	Responses
Entered directly from high school	52.67% 79
Entered after/while working for a period of time (excluding summer job)	33.33% 50
Entered after spending time as a homemaker	6.67% 10
Transfer from another 2-year college	11.33% 17
Transferred from a 4 year college or university	16.00% 24
Other (please specify)	6.67% 10
<b>Total Respondents: 150</b>	



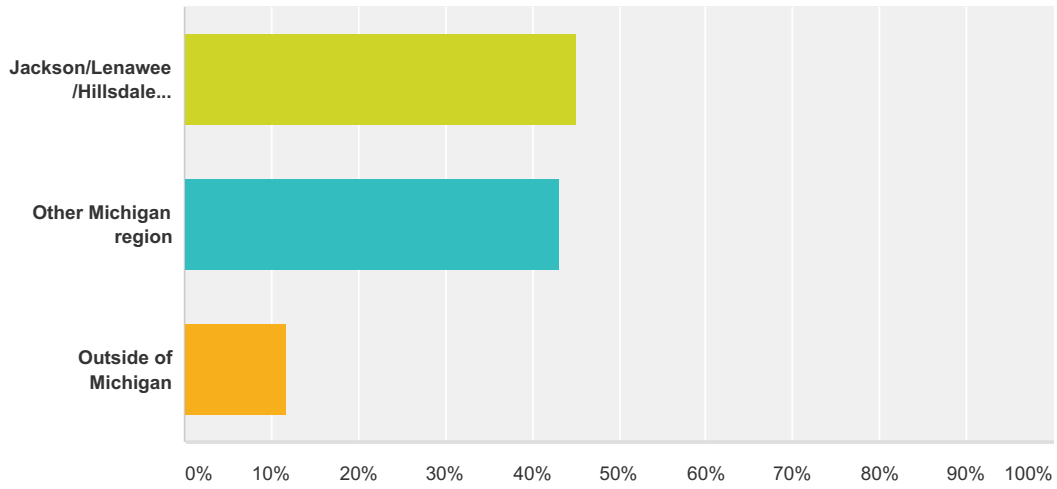
**Q8 We would like to better understand the kinds of jobs our graduates have and where they are working. Please provide us with the following information**

Answered: 101 Skipped: 49

Answer Choices	Responses	
Job Title	99.01%	100
Company Name	95.05%	96

### Q9 Where are you currently employed

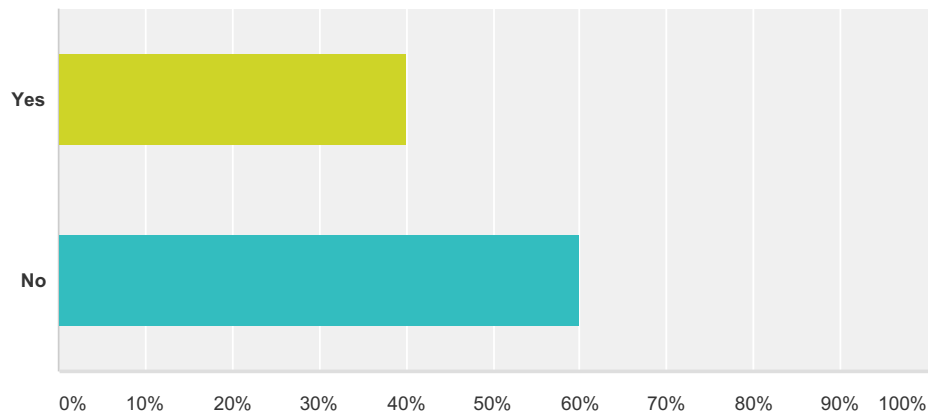
Answered: 102 Skipped: 48



Answer Choices	Responses	
Jackson/Lenawee/Hillsdale County	45.10%	46
Other Michigan region	43.14%	44
Outside of Michigan	11.76%	12
<b>Total</b>		<b>102</b>

### Q10 Were you already employed in this position while attending JC?

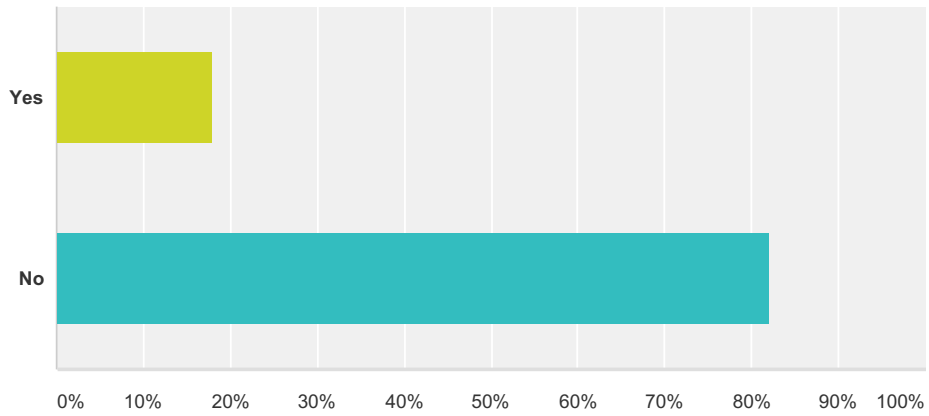
Answered: 100 Skipped: 50



Answer Choices	Responses
Yes	40.00% 40
No	60.00% 60
<b>Total</b>	<b>100</b>

### Q11 Did your wage increase as a result of your training at JC?

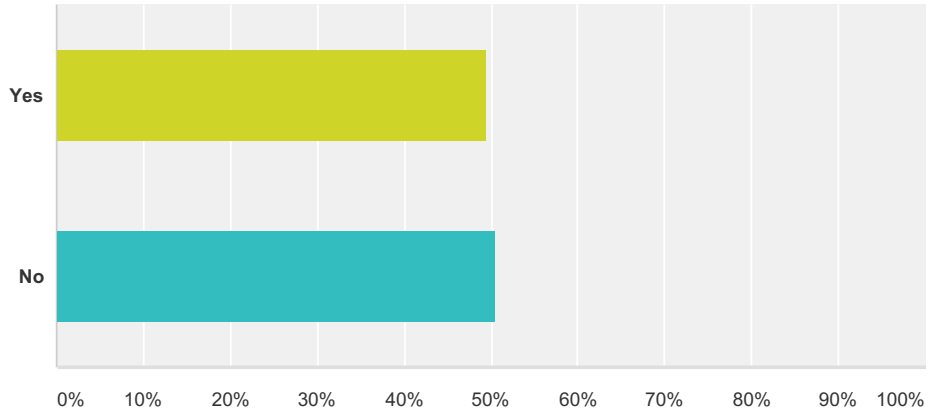
Answered: 100 Skipped: 50



Answer Choices	Responses
Yes	18.00% 18
No	82.00% 82
<b>Total</b>	<b>100</b>

### Q12 Is your current job related to the program in which you received your degree?

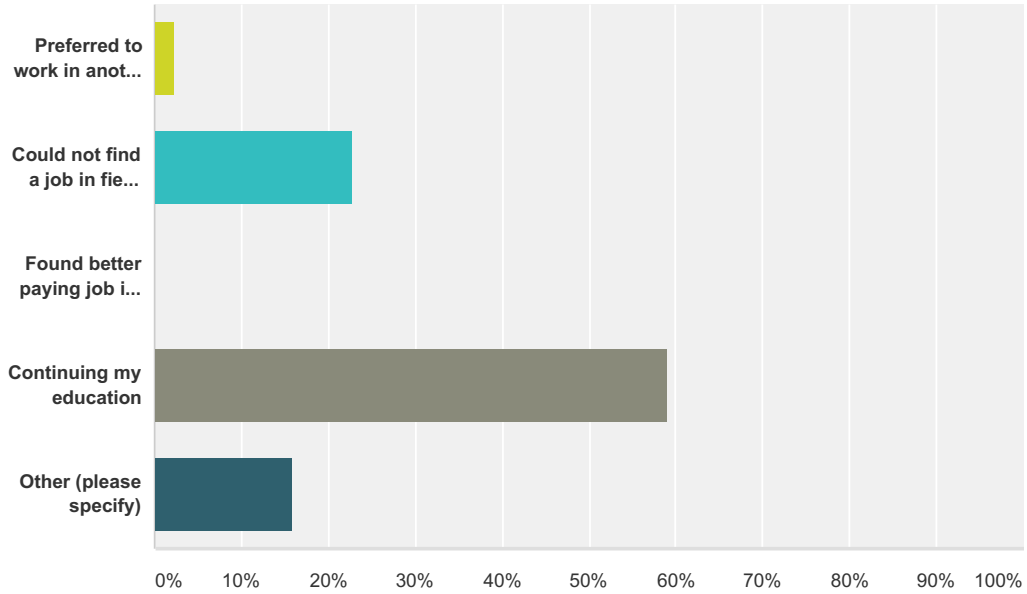
Answered: 101 Skipped: 49



Answer Choices	Responses
Yes	49.50% 50
No	50.50% 51
<b>Total</b>	<b>101</b>

**Q13 If your present job is not related to your college program please indicate why (Mark only one)**

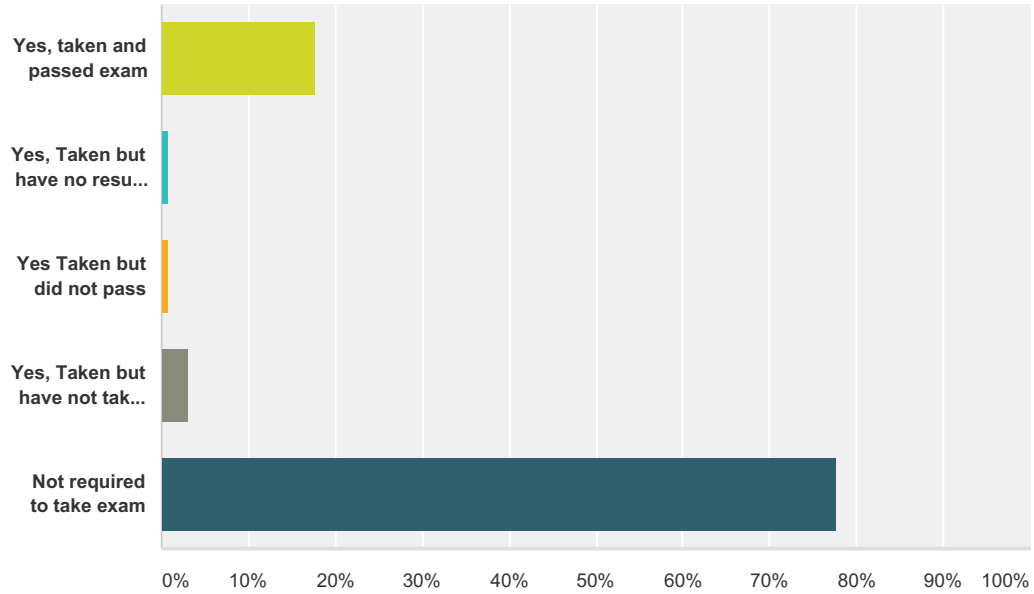
Answered: 44 Skipped: 106



Answer Choices	Responses
Preferred to work in another field	2.27% 1
Could not find a job in field of preparation	22.73% 10
Found better paying job in another field	0.00% 0
Continuing my education	59.09% 26
Other (please specify)	15.91% 7
<b>Total Respondents: 44</b>	

### Q14 Were you required to take a licensure or certification exam related to your program of study?

Answered: 130 Skipped: 20



Answer Choices	Responses	
Yes, taken and passed exam	17.69%	23
Yes, Taken but have no results yet	0.77%	1
Yes Taken but did not pass	0.77%	1
Yes, Taken but have not taken exam yet	3.08%	4
Not required to take exam	77.69%	101
<b>Total</b>		<b>130</b>

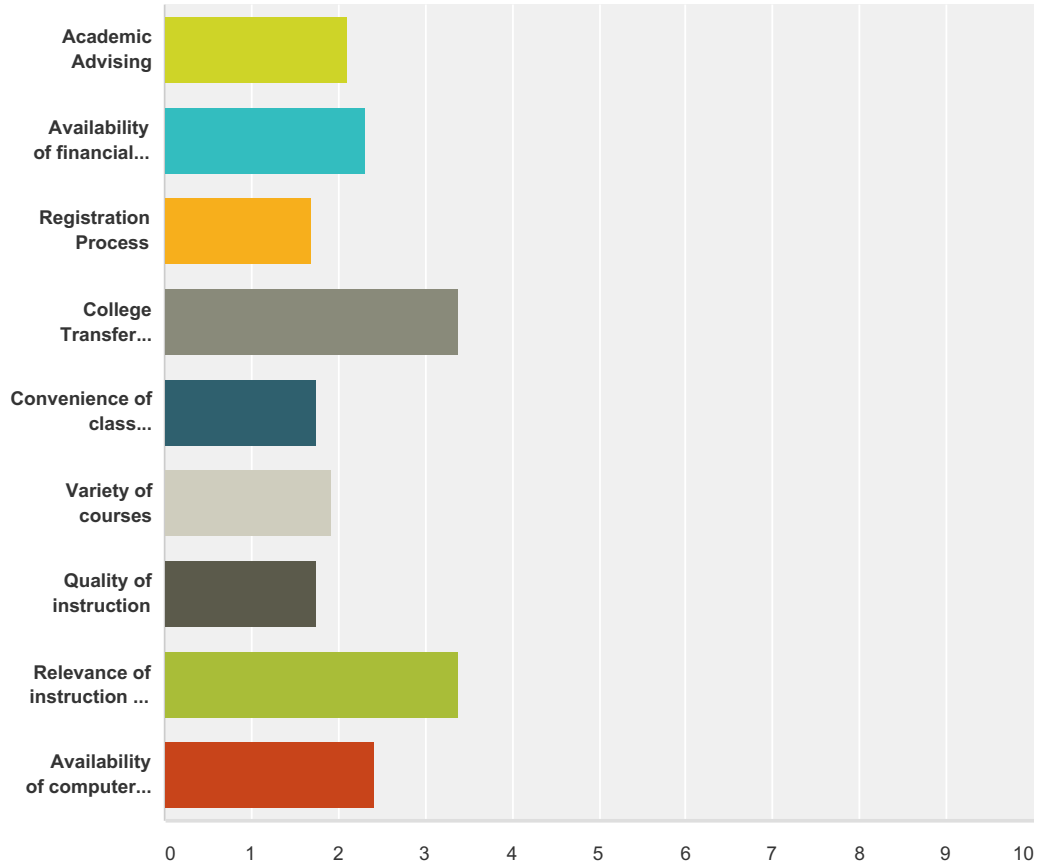
**Q15 What licensure/certification exam were  
yo required to take?**

Answered: 24 Skipped: 126



**Q16 Based on your personal experiences, please indicate your level of satisfaction with each of the following aspects of JC.**

Answered: 148 Skipped: 2



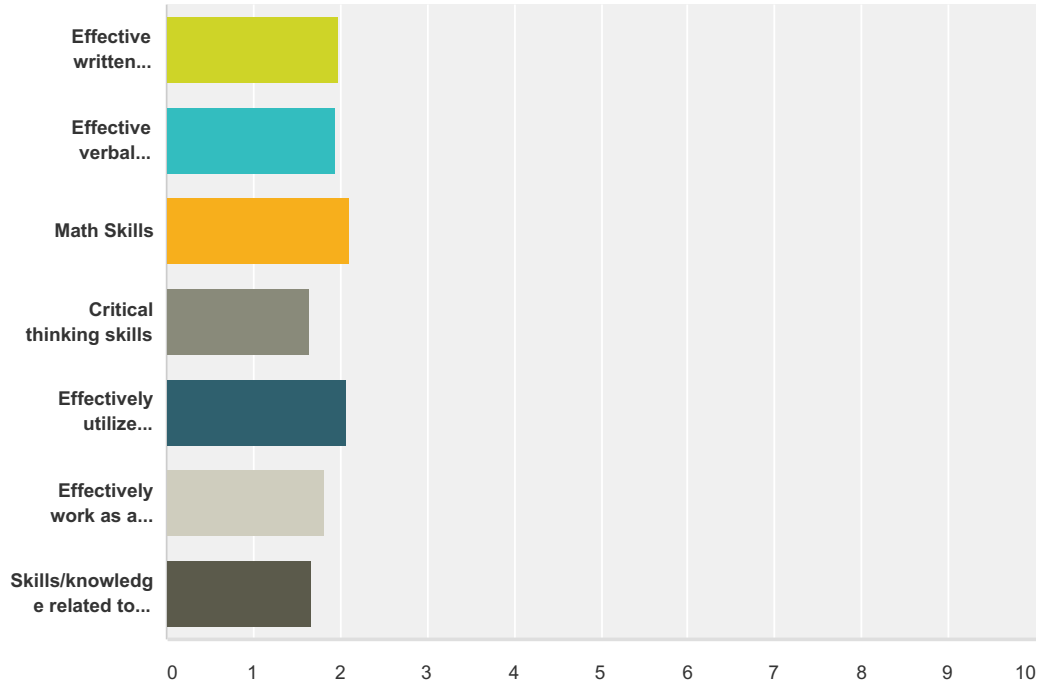
	Very Satisfied	Satisfied	Dissatisfied	Very Dissatisfied	N/A	Total	Weighted Average
Academic Advising	35.37% 52	39.46% 58	10.88% 16	8.84% 13	5.44% 8	147	2.10
Availability of financial aid	33.11% 49	41.22% 61	4.73% 7	2.03% 3	18.92% 28	148	2.32
Registration Process	35.81% 53	59.46% 88	3.38% 5	1.35% 2	0.00% 0	148	1.70
College Transfer planning	19.05% 28	22.45% 33	7.48% 11	2.72% 4	48.30% 71	147	3.39
Convenience of class scheduling	37.41% 55	53.06% 78	6.80% 10	1.36% 2	1.36% 2	147	1.76
Variety of courses	29.73% 44	58.78% 87	5.41% 8	2.03% 3	4.05% 6	148	1.92
Quality of instruction	34.46% 51	58.11% 86	5.41% 8	2.03% 3	0.00% 0	148	1.75
Relevance of instruction to your current job	18.92% 28	27.03% 40	2.03% 3	1.35% 2	50.68% 75	148	3.38

2015-16 Revised Grad Follow up survey

Availability of computer labs	<b>28.77%</b> 42	<b>45.21%</b> 66	<b>3.42%</b> 5	<b>0.00%</b> 0	<b>22.60%</b> 33	146	2.42
-------------------------------	---------------------	---------------------	-------------------	-------------------	---------------------	-----	------

### Q17 How much have your educational experiences at JC contributed to your growth in each of the following areas?

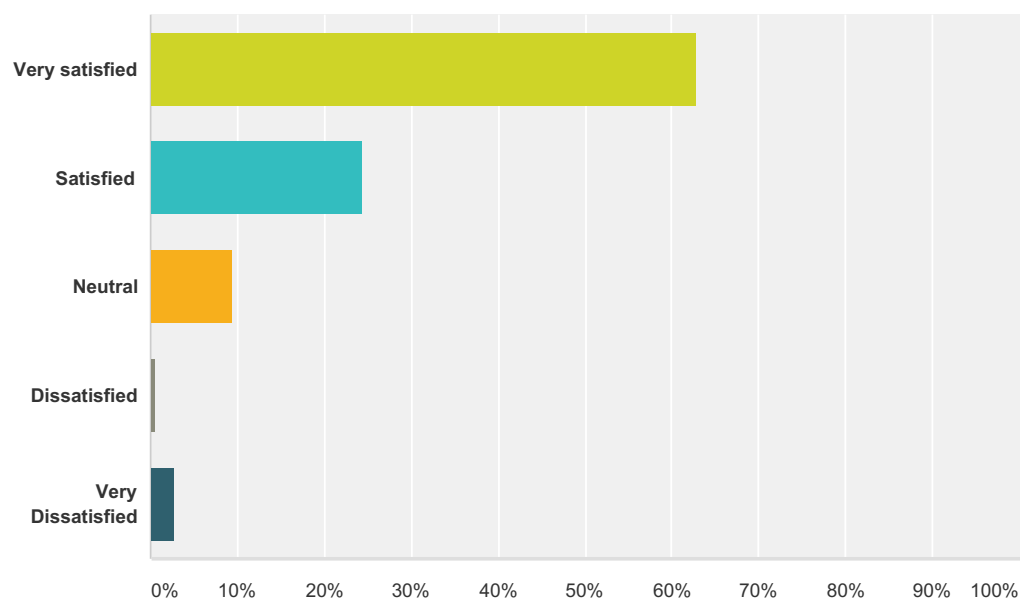
Answered: 148 Skipped: 2



	Major Contribution	Moderate Contribution	Slight Contribution	No Contribution	N/A	Total	Weighted Average
Effective written communication skills	28.57% 42	50.34% 74	14.97% 22	5.44% 8	0.68% 1	147	1.99
Effective verbal communication skills	33.11% 49	45.95% 68	14.19% 21	6.08% 9	0.68% 1	148	1.95
Math Skills	37.41% 55	30.61% 45	21.09% 31	6.80% 10	4.08% 6	147	2.10
Critical thinking skills	47.62% 70	41.50% 61	8.84% 13	2.04% 3	0.00% 0	147	1.65
Effectively utilize computer technology	32.65% 48	43.54% 64	12.24% 18	8.16% 12	3.40% 5	147	2.06
Effectively work as a member of a team	43.84% 64	37.67% 55	13.01% 19	4.79% 7	0.68% 1	146	1.81
Skills/knowledge related to your program	56.08% 83	32.43% 48	4.73% 7	3.38% 5	3.38% 5	148	1.66

### Q18 Overall, how satisfied are you with your experience at JC?

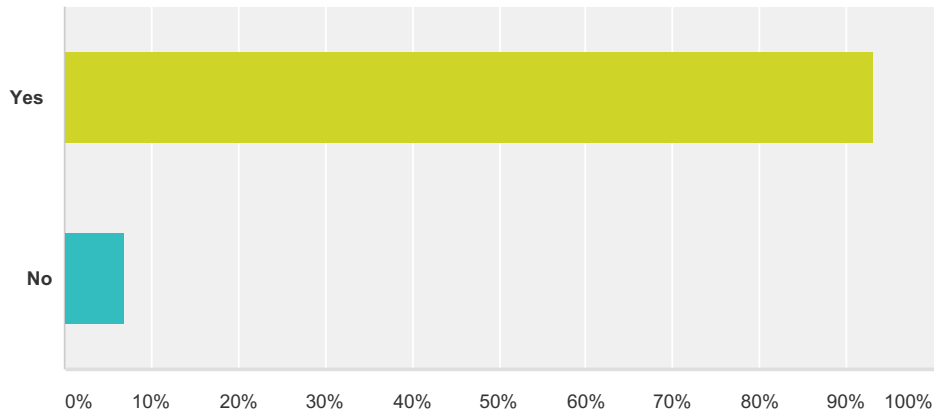
Answered: 148 Skipped: 2



Answer Choices	Responses	Count
Very satisfied	62.84%	93
Satisfied	24.32%	36
Neutral	9.46%	14
Dissatisfied	0.68%	1
Very Dissatisfied	2.70%	4
<b>Total</b>		<b>148</b>

### Q19 If you had it to do over, would you attend JC again?

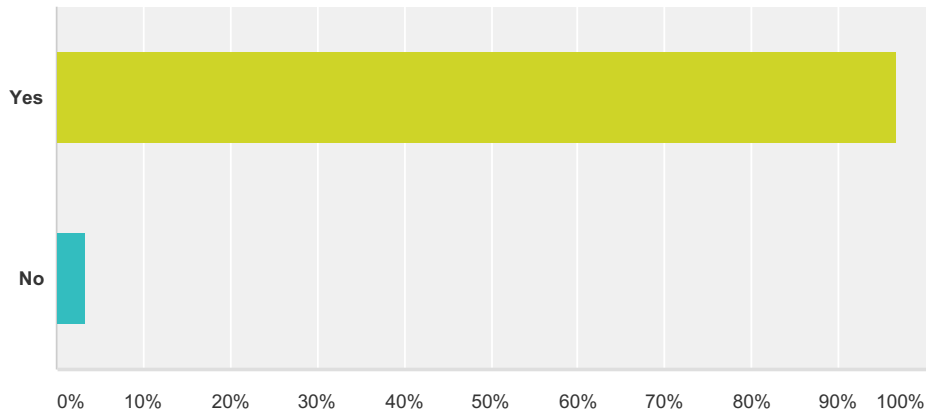
Answered: 146 Skipped: 4



Answer Choices	Responses
Yes	93.15% 136
No	6.85% 10
<b>Total</b>	<b>146</b>

### Q20 Would you recommend JC to others?

Answered: 147 Skipped: 3



Answer Choices	Responses	
Yes	96.60%	142
No	3.40%	5
<b>Total</b>		<b>147</b>

**Q21 What was your most beneficial course  
or experience at JC?**

Answered: 131 Skipped: 19

**Q22 What about your college experience at JC could be improved?**

Answered: 84 Skipped: 66



**Q23 Additional Comments**

Answered: 37 Skipped: 113

**Q24 Survey #**

Answered: 148 Skipped: 2