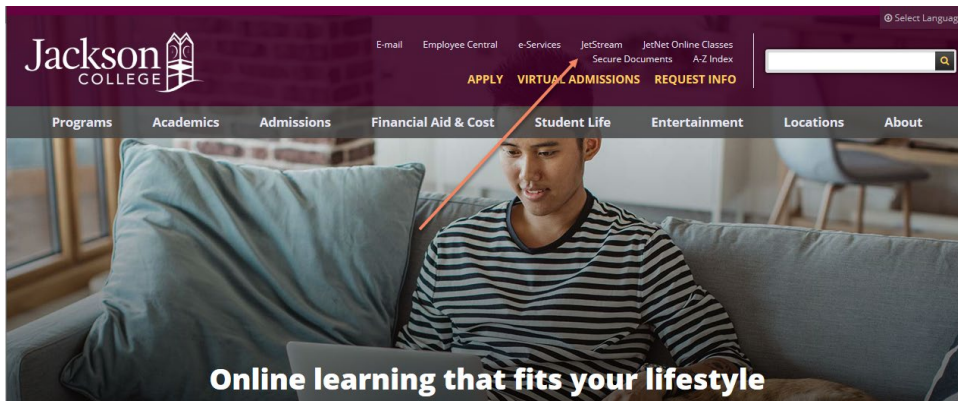


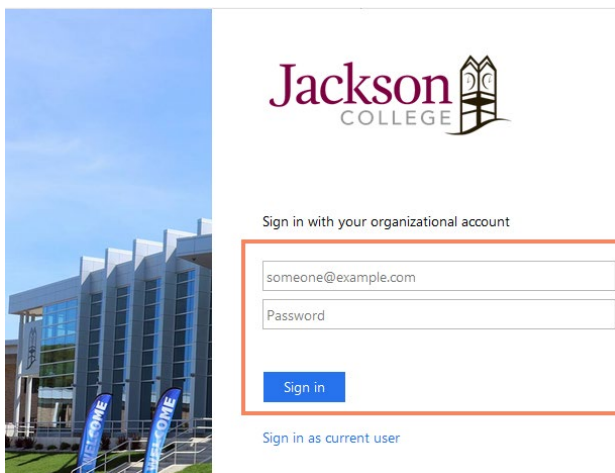
## JetStream Graduation Application

1. **Navigate** to the **JetStream** site at [www.jccmi.edu/jetstream](http://www.jccmi.edu/jetstream).

*Note: There is a link to JetStream at the top of the Jackson College website. JetStream is supported by a wide variety of internet browsers and is compatible with mobile devices.*

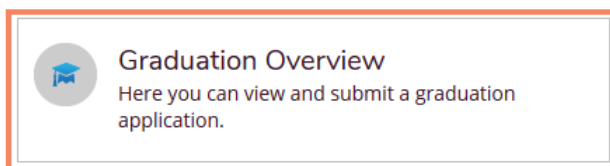


2. **Sign into JetStream** using your Jackson College email address and password.



*Note: If you are logged in at a Jackson College computer you may click on Sign in as current user to login.*

3. **Click on the Graduation Overview box.**



4. The next page displays a listing of your active academic programs. Click on the **Apply link** to begin your graduation application.

### Graduation Application

Please click on one of the apply links below to apply for graduation. If your desired program of study is not listed please contact your Student Success Navigator. For more information about our graduation and commencement process please visit [Commencement Information](#)

[Review My Academic Progress](#)

Program of Study	Major	Application Status
AAS - Corrections	Corrections	You are not eligible to apply for graduation. Contact your JC Navigator.
AGS - Associate in General Studies	General Studies	<a href="#">Apply</a>
Certificate - Corrections		<a href="#">Apply</a>

**Notes:**

- 1) The Apply link is only available for programs that have been evaluated and have a status of Complete (all required classes are complete) or Pending Completion (all required classes are in progress). Please contact your Student Success Navigator for further assistance.
- 2) If your desired program of study is not listed, please contact your Student Success Navigator.

5. The next page displays the graduation application for the selected program of study.

*Note: The image is cropped so that it can be displayed on one page.*

a	Use the drop-down arrow to select the graduation term your application is for.
b	Enter the name you would like to display on your Jackson College Diploma.
c	Select whether you will attend the commencement ceremony.
d	Select if you want your diploma sent to the address listed or select a new mailing address.
e	Use the drop-down arrow to select your military status.
f	Enter any accommodations you need while participating in the commencement ceremony.
g	Select the Submit button to save your application.

The screenshot shows a web form titled "Graduation Application" with a back link "[Back to Programs of Study](#)". The form is divided into sections: "Name and Hometown", "Commencement Details", and "Diploma Mailing Address".

- Name and Hometown:** Includes a "Full Name" field with the value "John C Chips" and a "Graduation Term \*" dropdown menu (callout a).
- Preferred Name on Diploma \*:** A text input field containing "John C Chips" (callout b).
- Commencement Details:** Includes a toggle switch for "Will you attend commencement?" which is turned on (callout c).
- Diploma Mailing Address:** Includes a section for "Ship to preferred mailing address" (radio button selected, callout d) with the address "2111 Emmons Road, Jackson, MI 49201, USA", and an option for "Ship to a new address" (radio button unselected).
- What is your military status?:** A dropdown menu (callout e).
- Do you need any special accommodations?:** A large text area for "Special Accommodations" (callout f).
- Buttons:** "Cancel" and "Submit" buttons at the bottom (callout g).

6. In your Jackson College email, you will receive confirmation your application has been received. Please contact your Student Success Navigator if you have any questions.