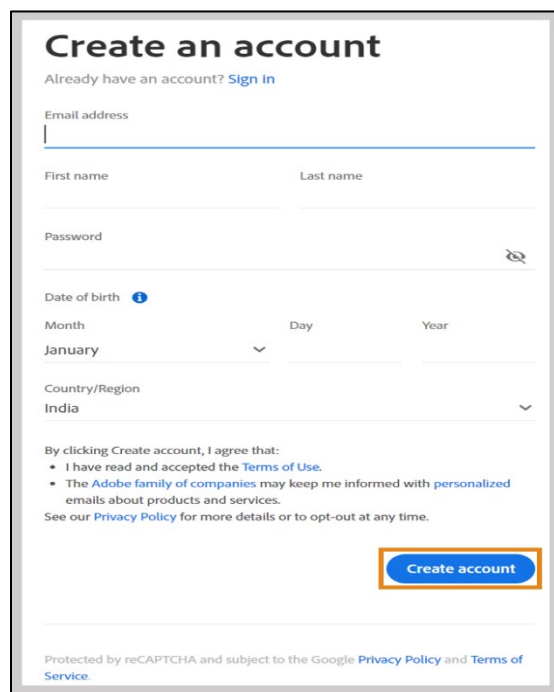


How do I access Adobe Creative Cloud (Adobe CC)?

- You can access the Adobe CC suite on Jackson College (JC) computers. Adobe CC will be pre-installed and you can access their program in the bottom left corner of your screen, and search, “Adobe Creative Cloud.”
- If you’re unable to use the Adobe CC suite on a JC computer, please inform the JC Solution Center at jcsolutioncenter@jccmi.edu.

How do I log into Adobe Creative Cloud?

- Create an account using your Jackson College email. Using a personal email will not connect you to the license provided by Jackson College, therefore you will not have access to their applications.
 - Your screen should appear like the attached image.
 - When prompted chose Work/School account.



The screenshot shows the 'Create an account' form for Adobe Creative Cloud. It includes fields for Email address, First name, Last name, Password, Date of birth (Month, Day, Year), and Country/Region (set to India). A 'Create account' button is highlighted with a red box. Below the form, there is a disclaimer: 'By clicking Create account, I agree that: I have read and accepted the Terms of Use. The Adobe family of companies may keep me informed with personalized emails about products and services. See our Privacy Policy for more details or to opt-out at any time.' At the bottom, it states 'Protected by reCAPTCHA and subject to the Google Privacy Policy and Terms of Service.'

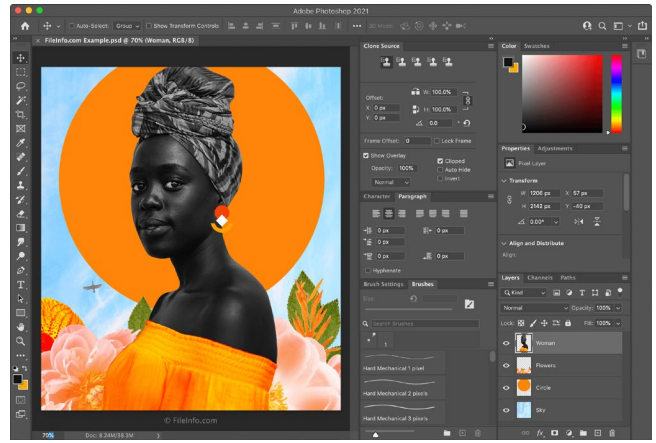
What applications are on Adobe Creative Cloud, and what do they do?



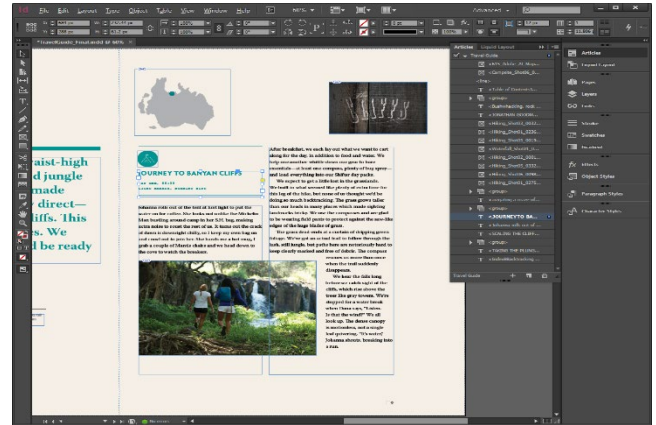
- Adobe has popular applications such as Photoshop, InDesign, Illustrator, Lightroom and an array of extensions. These applications can edit images, adjust light and tones, animate, illustrate, or even create videos.



- **Adobe Photoshop** is a software used for editing photographs, compositing digital art, animating, and graphic design. Adobe Photoshop comes with professional tools that makes it easier for artists to bring their ideas to life.



- **InDesign** is a desktop publishing software application for creating flyers, brochures, magazines, newspapers, and books. Projects created using InDesign can be shared in both digital and print formats.



- **Adobe Illustrator** is the industry standard design app that lets you capture your creative vision with shapes, color, effects, and typography.



- **Adobe Lightroom** is the cloud-based service that gives you everything you need to create, edit, organize, store, and share your photos across any device. Anywhere editing. Easy-to-use tools like sliders and presets let you create photos that look just the way you want.

