

Jackson College ~ Institutional Scorecard

FULL TIME

21%

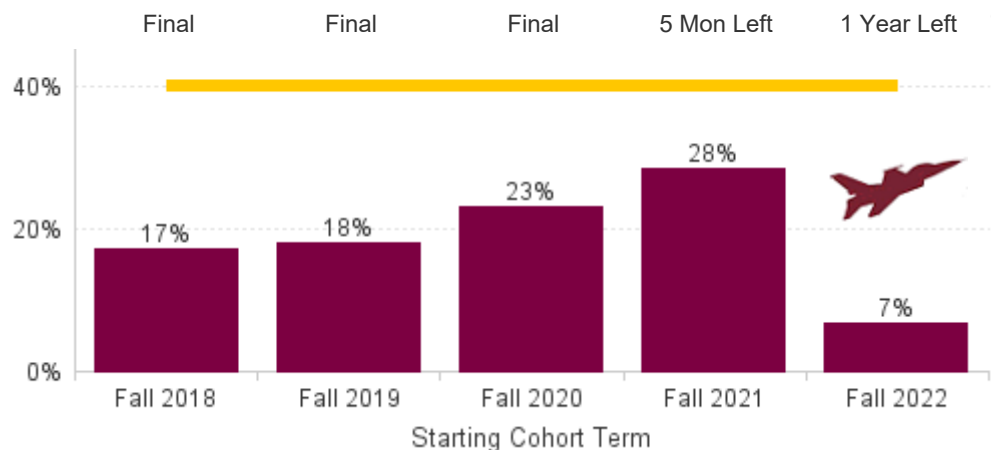
2023-24
TOTAL
HEADCOUNT

6,890

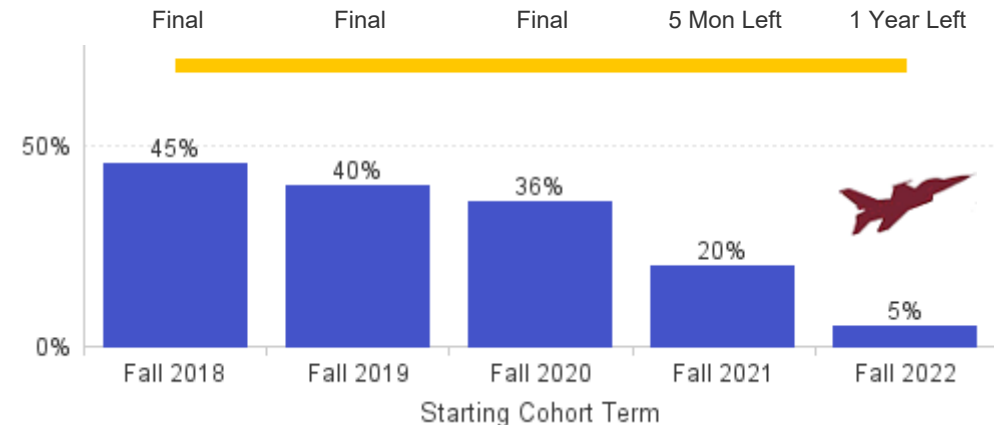
PART TIME

79%

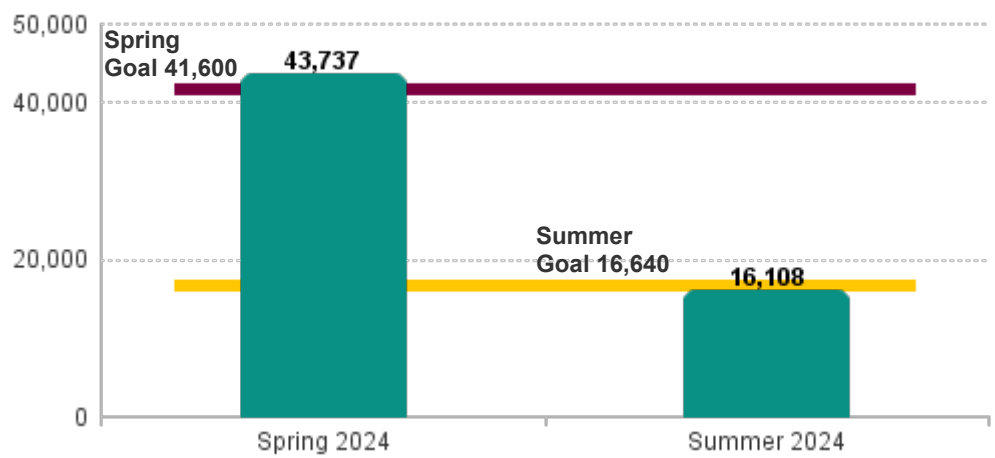
WIG – IPEDS Graduation Rate



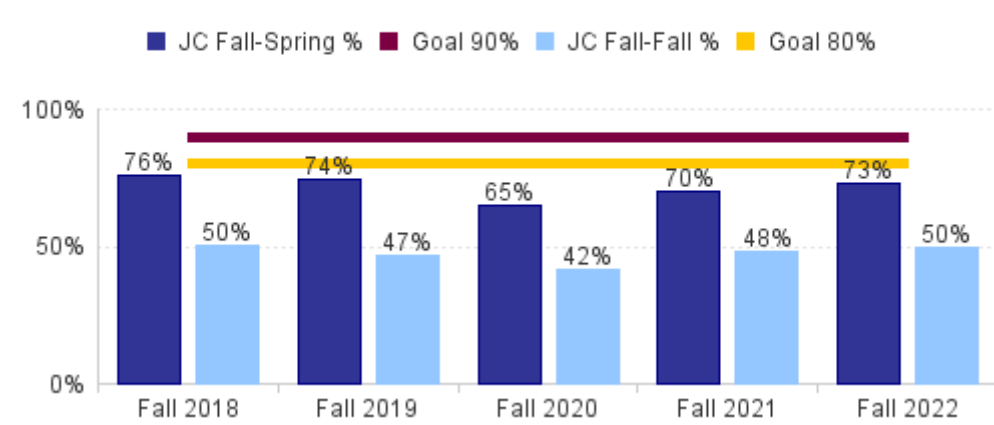
BHAG – 90/80/70 – Completion – First Time at Jackson College



Billing Contact Hours



BHAG – 90/80/70 – Retention – First Time at Jackson College



Jackson College ~ Institutional Scorecard ~ Notes

~ Full Time, Part Time ~
 • Cohort Type: Full Enrollment
 • Calculated from the full enrollment of Fall 2022.

~ WIG – IPEDS Graduation Rate ~
 • Cohort Type: IPEDS
 • FTIAC: First Time In Any College.
 • FT: Full Time. Attempted credits of 12 or more during term.
 • Start in a Fall term.
 • Degree Seeking Undergraduate: Those formerly dual enrolled are included, after that program has finished.
 • Experimental Pell grant recipients cannot be included.

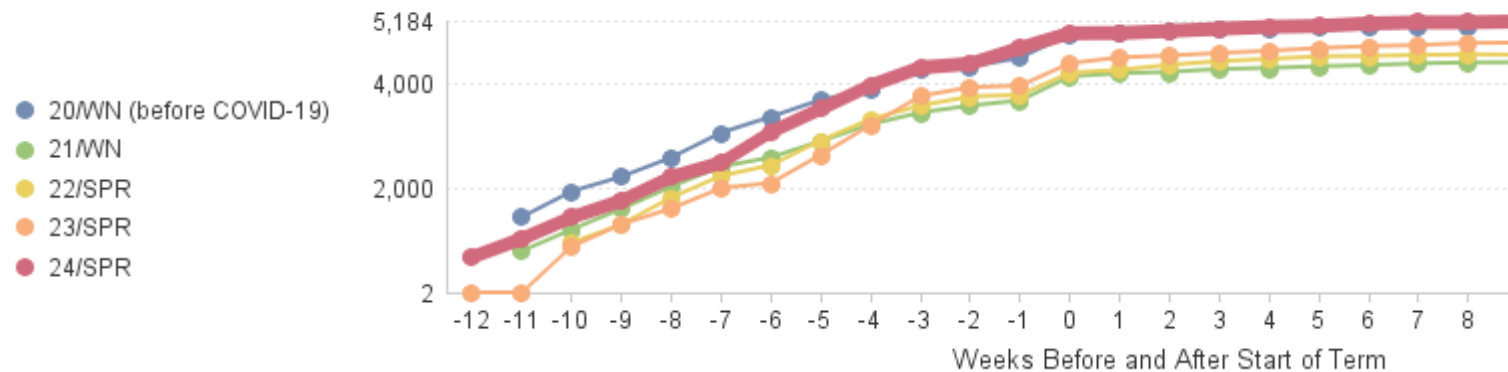
~ IPEDS Graduation Rate Rules ~
 • Overall Time Limits are intended for 150% of the time to expected completion.
 • Certificates earned within 2 years.
 • Associates earned within 3 years.
 • Bachelor's earned within 6 years.
 • This scorecard limits the search for BOTH Bachelor's and Associates to only 3 years.

~ BHAG – 90/80/70 ~
 • Cohort Type: First Time at Jackson College
 • Start in a Fall term.
 • Starting academic level is Undergraduate (no Continuing Education (CE)).

~ Course Success ~
 • Cohort Type: Full Enrollment
 • Calculated from only those records in which a final grade was assigned.
 • Excused Withdrawals (WX), Audits (Y), and Incompletes (I) are not included.
 • All terms in a year are included (Fall, Spring, Summer, and Intersession (when conducted)).

~ Full Enrollment ~
 • Cohort Type: Full Enrollment
 • The stacked bar chart shows cumulative, distinct student headcount.
 • Fall: the count is the same as full enrollment for the fall term.
 • Spring Additional and Summer Additional: the count is only those students newly enrolling for the academic year, who are not already counted in prior terms for that year.

Enrollment Headcount Trend



Updated 4/3/24

