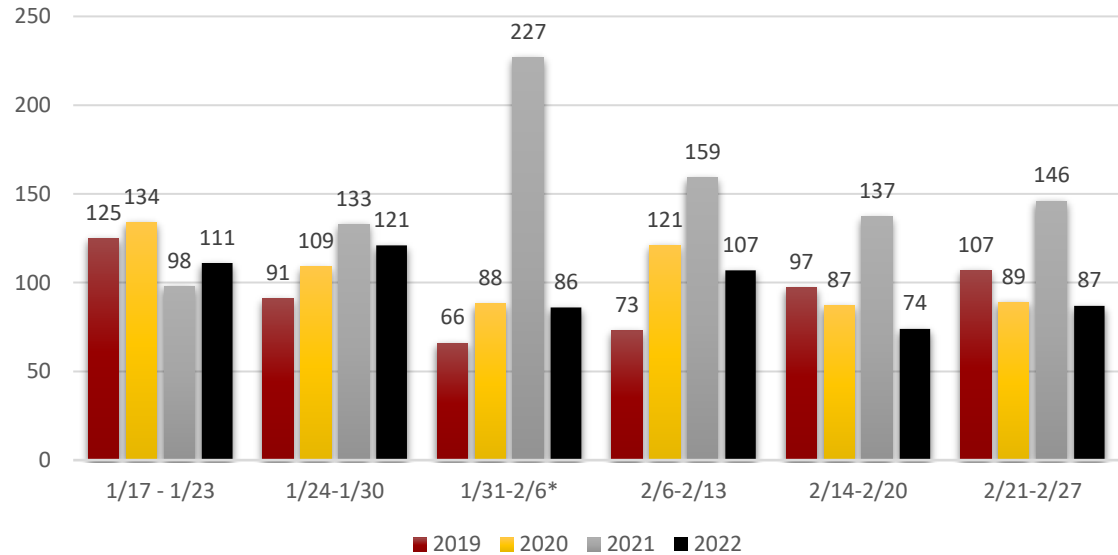
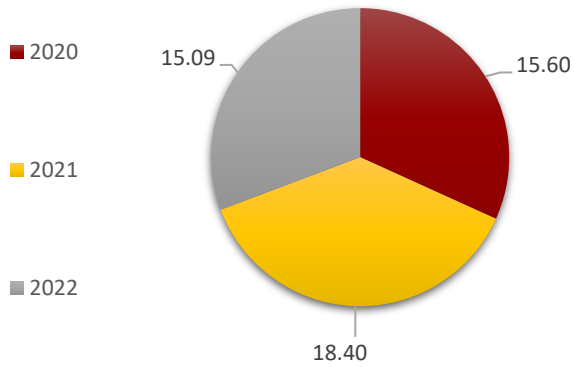


Spring Application Summary through 02/27/2022

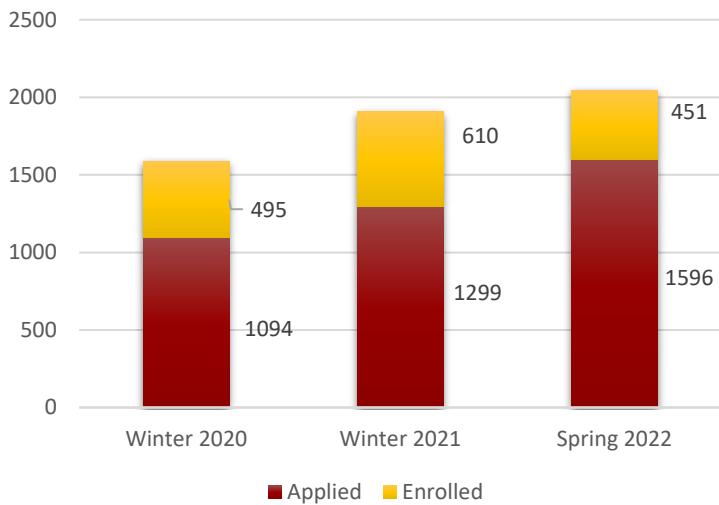
Total Weekly Applications



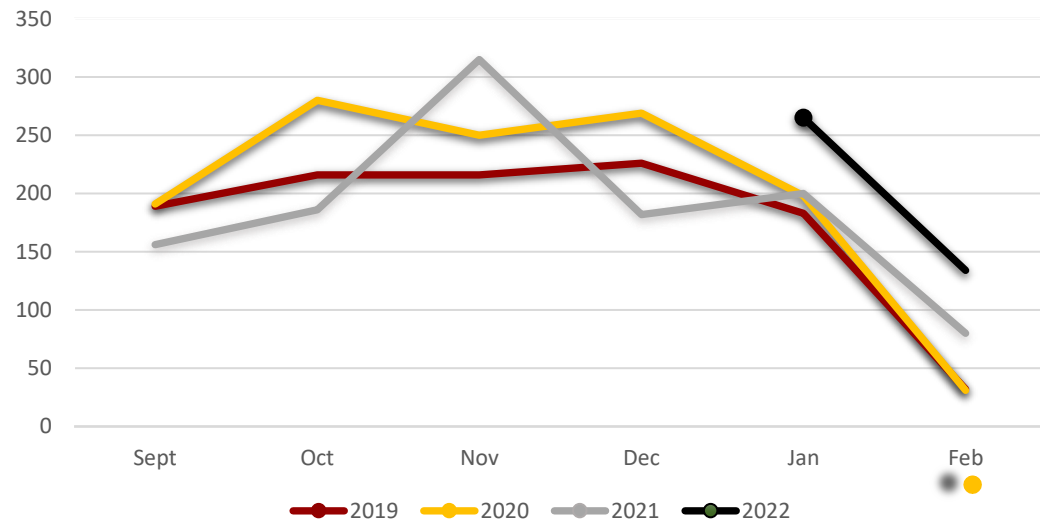
Average Daily Applications 5/31-2/27/2022



Spring Applied vs. Enrolled



Spring (formerly Winter) Application Trends



*Announcement of the Michigan Reconnect Grant

Faculty Attendance Compliance %		95% for f2f and 93% online		
Target Key	Exceeding target	Off-target by < 10%	Off-target by > 10%	
Perspective	Metric	Date	Data Points	% Change
Financial	Cash on hand	2/28	27,226,516	-2%
		2/14	\$27,901,528	
	Change in Cash	Jan '21	-\$1,672,003	N/A
	Rev to Budget (Monthly)	Dec '21	56.5%	N/A
	Exp to Budget (Monthly)	Dec '21	48.7%	N/A

Perspective	Metric	Term	Target	Actual	% To Target
Billing Credit Hours	BCH SPR 2022	SPR 22	34,358	38,624	12.42%
	BCH SPR 2021	SPR 21	40,144	37,475	-6.65%
	BCH SPR 2020	SPR 20	48,422	45,586	-5.86%
	BCH SUM 2021	SUM 21	13,708	17,309	26.27%
	BCH SUM 2020	SUM 20	16,540	14,704	-11.10%
	BCH SUM 2019	SUM 19	17,550	19,359	10.31%
	BCH FAL 2021	FAL 21	37,710	40,410	7.16%
	BCH FAL 2020	FAL 20	44,061	41,477	-5.86%
BCH FAL 2019	FAL 19	53,168	49,359	-7.16%	

Perspective	Metric	Term	Actual	% of BCH
Enrollment	BCH Online %	SPR 22	24,324	62.98%
		SPR 21	30,728	82.00%
		SPR 20	11,519	25.27%
		SUM 21	12,732	73.56%
		SUM 20	11,804	80.28%
		SUM 19	5,976	30.87%
		FAL 21	27634	68.38%
		FAL 20	34611	83.45%
	FAL 19	10813	21.91%	
	BCH Out Of-District %	SPR 22	15277	39.55%
		SPR 21	15396	41.08%
		SPR 20	17554	38.51%
		SUM 21	8417	48.63%
		SUM 20	6434	43.76%
		SUM 19	8413	43.46%
FAL 21		15737	38.94%	
FAL 20		17210	41.49%	
FAL 19	19575	39.66%		

Enrollment	Metric	Term	Actual	% of Enrollment
	BCH Online Only	FAL 21	24634	60.71%
	BCH In Person Only	FAL 21	3698	9.11%
	BCH Hybrid	FAL 21	12246	30.18%
	Headcount Online Only	FAL 21	3253	67.90%
	Headcount In Person Only	FAL 21	586	12.23%
	Headcount Hybrid	FAL 21	952	19.87%
	BCH Online Only	SPR 22	19287	49.94%
	BCH In Person Only	SPR 22	7246	18.76%
	BCH Hybrid	SPR 22	12089	31.30%
	Headcount Online Only	SPR 22	2502	55.74%
	Headcount In Person Only	SPR 22	989	22.03%
	Headcount Hybrid	SPR 22	998	22.23%
	Metric	Status	Actual	% of Accepted
	Laptop Initiative	Eligible	3649	
		Accepted	826	22.64%